



**Regular Meeting – September 16, 2025
Council Chambers**

**Call to Order: 8:00 a.m. at City Hall
Roll Call**

- 1. Approval of Agenda**
- 2. Consent Agenda**
 - a. Approval of Minutes from August 19, 2025 Meeting**
 - b. Financial Reports**
- 3. Old Business**
 - a. T.H. 24 Accommodations**
 - b. Vinyl Sign Update**
 - c. EDA Message Board Waiver Request**
 - d. Small Business Saturday – November 29, 2025**
 - e. Business Social Invite**
- 4. New Business**
 - a. Driving Economic Growth Through Policy Reform**
- 5. Reports**
 - a. WCEDP Report**
 - b. Staff Report**
 - i. Website Updates**
 - ii. Business Spotlight**
 - iii. Business Retention/Expansion Visit**
- 6. Next Meeting Date**
 - a. Next EDA Meeting – October 21, 2025**
- 7. Adjournment**

To: Honorable Members of the Clearwater EDA
From: Annita Smythe, City Administrator and Kimberlie Gramsey, Community Development Specialist
Re: September 16, 2025 EDA Meeting

1. Approval of Agenda

2. Consent Agenda

a. Approval of Minutes from August 19, 2025 Meeting **(page 3)**

b. Financial Reports **(page 6)**

Please contact me prior to the meeting with questions so I have time to research.

3. Old Business

a. T.H. 24 Accommodations

Discuss Directional Signage and placement of “Do Not Block Intersection” Signage

b. Vinyl Sign Update

CR75 – East sign requesting EDA draft licensing agreement instead of an easement.

c. EDA Message Board Waiver Request

d. Small Business Saturday – November 29, 2025

Cards ready for signatures.

e. Business Social Invite

*Holiday Flyer has been updated with Travel Plaza as a sponsor as they have agreed to donate refreshments again this year. **(page 16)***

4. New Business

a. Driving Economic Growth Through Policy Reform **(page 17)**

Crandall will share Monticello Chamber’s event highlights

5. Reports

This section is for WCEDP, staff, or board member reports, if any.

a. WCEDP Report

b. Staff Report

i. Website Updates

*Review stats from EDA Website **(page 21)***

ii. Business Spotlight

September Business Spotlight featured Long Haul.

*Review list of Business and discuss upcoming Spotlight options **(page 22)***

iii. Business Retention/Expansion Visit

BRE visit scheduled with TO Plastics September 12th.

6. Next Meeting Date

a. Next EDA Meeting – October 21, 2025

7. Adjournment

**CLEARWATER ECONOMIC DEVELOPMENT AUTHORITY
REGULAR MEETING MINUTES
AUGUST 19, 2025**

Call to Order: 8:00 a.m. at City Hall

Roll Call

- President Crandall called the Clearwater EDA to order Tuesday, August 19, 2025, at 8:00 a.m. in the Council Chambers. EDA Members present were Crandall, Massmann, Vasecka and Weatherly. Member Senn arrived at 8:02 a.m. A quorum was present. Also present was Community Development Specialist Kimberlie Gramsey and Missy Meidinger from Wright County Economic Development Partnership (WCEDP).

1. Approval of Agenda

- **MOTION** by Massmann to approve the Agenda as presented, seconded by Vasecka, all voted aye. **MOTION CARRIED 4-0.**

2. Consent Agenda

- a. Approval of Minutes from July 15, 2025, Meeting**
- b. Financial Reports**

- **MOTION** by Vasecka to approve the Consent Agenda as presented, seconded by Masseman, all voted aye. **MOTION CARRIED 4-0.**

3. Old Business

a. T.H. 24 Accommodations

- Gramsey stated the “Do Not Block Intersection” signage has been ordered for Smith Street and Nelson Drive.
- Gramsey noted that Smythe will be coordinating with MNDOT on the installation of signage for T.H. 24. It is anticipated that the signage installation will align with the broader T.H. 24 project timeline.
- Crandall stated he would like to see progress on implementation of directional signage for the frontage roads as this can be done in house.

Member Senn arrived at 8:02 a.m. and joined the meeting in progress.

b. Vinyl Sign Update

- Gramsey provided review of the item. Jason Michels with Long Haul Trucking is inquiring if the city could draft a licensing agreement instead of an easement for the city welcome sign. A motion passed at previous meeting approved \$400.00 for a licensing agreement. According to the City Attorney, the cost of the licensing agreement is expected to remain under \$500.00.
- **MOTION** by Massmann to approve \$500.00 for licensing agreement, seconded by Senn, all voted aye. **MOTION CARRIED 5-0.**

c. EDA Message Board Waiver Request

- Gramsey reviewed the criteria other cities use for fee waivers.
- Discussion on what a policy would look like.
- Meidinger reiterated the recommendation made by Vasecka last month that, if the fee is waived, the company should list the EDA as a sponsor for the event.

- Gramsey suggested checking with Smythe to verify if the city can be listed as a sponsor for events, or if there are any legal limitations associated with doing so.

4. New Business

a. Small Business Saturday – November 29, 2025

- Members reviewed the greeting card options and selected #6, the card featuring the aerial view of the City of Clearwater with Happy Holidays footer. Staff were directed to order the cards to have for signing at an upcoming meeting. There are still 100 Small Business Saturday stickers remaining, which will be included with the greeting card.

b. Business Social Invite

- Members decided on December 9th from 8-9 am for the Social, with staff arriving at 7:30 am for setup. Staff will work on obtaining quotes for refreshments. Last year, the invite was inserted into a holiday flyer template that included recognition of our sponsor. If refreshments are donated this year, the donor will also be listed as a sponsor on the flyer.

5. Reports

a. WCEDP Report

- Enterprise Academy will begin September 11th, 2025. 12-week foundational business course for entrepreneurs.
- October 1st, 2025 Minnesota Department of Employment and Economic Development will be hosting a Paid Leave Act seminar.
- Meidinger stated the need for childcare facilities in Wright County is high. Stated if there is anyone interested in starting a childcare facility to reach out to WCEDP.

b. Staff Report

i. Website Updates

- Gramsey reported that the EDA Website statistics for the month are listed on page 26 for review.

ii. Business Spotlight

- September Business Spotlight will feature Long Haul.

iii. Business Retention/Expansion Visit (BRE)

- Gramsey reported there is a BRE visit scheduled for September 12th with TO Plastics.
- Gramsey requested feedback from the board regarding potential attendees for the upcoming BRE visit. Expressed concern about maintaining a setting in which the business feels comfortable sharing openly and recommended keeping the group small.
- Crandall suggested including language that allows the business to indicate how many additional attendees they are comfortable having present during the visit.
- Gramsey presented the WCEDP questionnaire and requested feedback from the board on if they would like any additional questions added.
- Crandall stated he would like to see a question added asking, "What are your business's successes?"
- Massman noted that there are currently two questions: "What problems do you have that you would like help with?" and "Is there anything that the partnership can do for you?" Suggested combining them into a single question.

iv. Development Updates

- Gramsey stated Jason Michels with Long Haul Trucking attended the Planning Meeting July 21, 2025. Presented a proposal for a site improvement project involving the development

of 500 paid overnight parking spaces available for lease. Informed the Board that the meeting minutes are available online for review if they would like more details.

6. Next Meeting Date

a. Next EDA Meeting – September 16, 2025

- Next meeting date confirmed for September 16, 2025 at 8:00 a.m.

7. Adjournment

- **MOTION** to adjourn by Massmann, seconded by Weatherly, all voted aye. **MOTION CARRIED 5-0.** Meeting adjourned at 8:45 a.m.

ATTEST

APPROVED

Kimberlie Gramsey,
Community Development Specialist

Kris Crandall
EDA President

DRAFT

CASH SUMMARY REPORT FOR CITY OF CLEARWATER

From 01/01/2025 to 09/09/2025

FUNDS: 250 - ECONOMIC DEV. AUTHORITY

Fund Description	Beginning Balance 01/01/2025	Total Debits	Total Credits	Ending Balance 09/09/2025
250 ECONOMIC DEV. AUTHORITY	305,535.19	37,974.83	49,859.65	293,650.37
REPORT TOTALS:	<u>305,535.19</u>	<u>37,974.83</u>	<u>49,859.65</u>	<u>293,650.37</u>

GL ACTIVITY REPORT FOR CITY OF CLEARWATER

From 01/01/2025 to 09/09/2025

Date	JNL	Type	Description	Reference #	Debits	Credits	Balance
01/01/2025			250-00000-10100 Cash				
					BEG. BALANCE		305,535.19
01/01/2025	PR	CHK	SUMMARY PR 01/01/2025			684.09	304,851.10
01/01/2025	CD	CHK	SUMMARY CD 01/01/2025			280.98	304,570.12
01/14/2025	CD	CHK	SUMMARY CD 01/14/2025			1,300.00	303,270.12
01/15/2025	PR	CHK	SUMMARY PR 01/15/2025			753.57	302,516.55
01/15/2025	CD	CHK	SUMMARY CD 01/15/2025			297.63	302,218.92
01/29/2025	PR	CHK	SUMMARY PR 01/29/2025			709.70	301,509.22
01/29/2025	CD	CHK	SUMMARY CD 01/29/2025			297.31	301,211.91
01/31/2025	CD	CHK	SUMMARY CD 01/31/2025			1,059.17	300,152.74
01/31/2025	CR	JE	Cash	00000072	227.27		300,380.01
02/11/2025	CD	CHK	SUMMARY CD 02/11/2025			1,372.54	299,007.47
02/12/2025	PR	CHK	SUMMARY PR 02/12/2025			709.70	298,297.77
02/12/2025	CD	CHK	SUMMARY CD 02/12/2025			297.29	298,000.48
02/26/2025	PR	CHK	SUMMARY PR 02/26/2025			717.70	297,282.78
02/26/2025	CD	CHK	SUMMARY CD 02/26/2025			297.31	296,985.47
02/28/2025	CD	CHK	SUMMARY CD 02/28/2025			1,110.56	295,874.91
03/12/2025	PR	CHK	SUMMARY PR 03/12/2025			707.59	295,167.32
03/12/2025	CD	CHK	SUMMARY CD 03/12/2025			295.96	294,871.36
03/12/2025	CD	CHK	SUMMARY CD 03/12/2025			604.77	294,266.59
03/19/2025	CRD	RCPT	Cash	0000007839	35.00		294,301.59
03/26/2025	PR	CHK	SUMMARY PR 03/26/2025			740.88	293,560.71
03/26/2025	CD	CHK	SUMMARY CD 03/26/2025			312.46	293,248.25
03/31/2025	CD	CHK	SUMMARY CD 03/31/2025			953.73	292,294.52
04/09/2025	PR	CHK	SUMMARY PR 04/09/2025			741.45	291,553.07
04/09/2025	CD	CHK	SUMMARY CD 04/09/2025			302.80	291,250.27
04/14/2025	CD	CHK	SUMMARY CD 04/14/2025			9.53	291,240.74
04/23/2025	PR	CHK	SUMMARY PR 04/23/2025			767.42	290,473.32
04/23/2025	CD	CHK	SUMMARY CD 04/23/2025			301.42	290,171.90
04/30/2025	CD	CHK	SUMMARY CD 04/30/2025			918.58	289,253.32
05/06/2025	CD	CHK	GEN 25784 to 1314	25784		20,000.00	269,253.32
05/07/2025	PR	CHK	SUMMARY PR 05/07/2025			779.96	268,473.36
05/07/2025	CD	CHK	SUMMARY CD 05/07/2025			320.73	268,152.63
05/13/2025	CD	CHK	SUMMARY CD 05/13/2025			4.77	268,147.86
05/21/2025	PR	CHK	SUMMARY PR 05/21/2025			726.12	267,421.74
05/21/2025	CD	CHK	SUMMARY CD 05/21/2025			302.83	267,118.91
05/22/2025	CRD	RCPT	Cash	0000009781	35.00		267,153.91
05/31/2025	CD	CHK	SUMMARY CD 05/31/2025			918.59	266,235.32
06/04/2025	PR	CHK	SUMMARY PR 06/04/2025			716.03	265,519.29
06/04/2025	CD	CHK	SUMMARY CD 06/04/2025			301.43	265,217.86
06/10/2025	CD	CHK	SUMMARY CD 06/10/2025			4.77	265,213.09
06/18/2025	PR	CHK	SUMMARY PR 06/18/2025			715.60	264,497.49
06/18/2025	CD	CHK	SUMMARY CD 06/18/2025			295.91	264,201.58
06/30/2025	CD	CHK	SUMMARY CD 06/30/2025			918.57	263,283.01
06/30/2025	CR	RCPT	Cash	0000011415	37,607.56		300,890.57
07/02/2025	PR	CHK	SUMMARY PR 07/02/2025			756.04	300,134.53
07/02/2025	CD	CHK	SUMMARY CD 07/02/2025			295.93	299,838.60
07/15/2025	CD	CHK	SUMMARY CD 07/15/2025			421.53	299,417.07
07/16/2025	PR	CHK	SUMMARY PR 07/16/2025			635.85	298,781.22
07/16/2025	CD	CHK	SUMMARY CD 07/16/2025			250.26	298,530.96
07/17/2025	CRD	RCPT	Cash	0000011521	35.00		298,565.96
07/30/2025	PR	CHK	SUMMARY PR 07/30/2025			726.56	297,839.40
07/30/2025	CD	CHK	SUMMARY CD 07/30/2025			308.33	297,531.07
07/31/2025	CD	CHK	SUMMARY CD 07/31/2025			918.57	296,612.50
08/11/2025	CRD	RCPT	Cash	0000012411	35.00		296,647.50
08/12/2025	CD	CHK	SUMMARY CD 08/12/2025			4.77	296,642.73
08/13/2025	PR	CHK	SUMMARY PR 08/13/2025			752.39	295,890.34
08/13/2025	CD	CHK	SUMMARY CD 08/13/2025			295.94	295,594.40
08/27/2025	PR	CHK	SUMMARY PR 08/27/2025			724.02	294,870.38
08/27/2025	CD	CHK	SUMMARY CD 08/27/2025			301.44	294,568.94
08/31/2025	CD	CHK	SUMMARY CD 08/31/2025			918.57	293,650.37
09/09/2025				END BALANCE	37,974.83	49,859.65	293,650.37
01/01/2025			250-00000-20200 Accounts Payable				
					BEG. BALANCE		0.00
01/01/2025	CD	CHK	SUMMARY CD 01/01/2025			280.98	280.98
01/14/2025	AP	INV	SUMMARY AP 01/14/2025			1,300.00	(1,019.02)
01/14/2025	CD	CHK	SUMMARY CD 01/14/2025		1,300.00		280.98
01/15/2025	AP	INV	Remittance Check	REMIT		32.45	248.53
01/15/2025	AP	INV	Remittance Check	REMIT		122.53	126.00
01/15/2025	AP	INV	Remittance Check	REMIT		142.65	(16.65)
01/15/2025	CD	CHK	SUMMARY CD 01/15/2025		297.63		280.98
01/29/2025	AP	INV	Remittance Check	REMIT		32.42	248.56
01/29/2025	AP	INV	Remittance Check	REMIT		122.43	126.13
01/29/2025	AP	INV	Remittance Check	REMIT		142.46	(16.33)
01/29/2025	CD	CHK	SUMMARY CD 01/29/2025		297.31		280.98
01/31/2025	AP	INV	SUMMARY AP 01/31/2025			173.17	107.81
01/31/2025	AP	INV	SUMMARY AP 01/31/2025			833.63	(725.82)

GL ACTIVITY REPORT FOR CITY OF CLEARWATER

From 01/01/2025 to 09/09/2025

Date	JNL	Type	Description	Reference #	Debits	Credits	Balance
01/31/2025	AP	INV	SUMMARY AP 01/31/2025			52.37	(778.19)
01/31/2025	CD	CHK	SUMMARY CD 01/31/2025		1,059.17		280.98
02/11/2025	AP	INV	SUMMARY AP 02/11/2025			75.00	205.98
02/11/2025	AP	INV	SUMMARY AP 02/11/2025			4.77	201.21
02/11/2025	AP	INV	SUMMARY AP 02/11/2025			4.77	196.44
02/11/2025	AP	INV	SUMMARY AP 02/11/2025			400.00	(203.56)
02/11/2025	AP	INV	SUMMARY AP 02/11/2025			888.00	(1,091.56)
02/11/2025	CD	CHK	SUMMARY CD 02/11/2025		1,372.54		280.98
02/12/2025	AP	INV	Remittance Check	REMIT		32.41	248.57
02/12/2025	AP	INV	Remittance Check	REMIT		122.42	126.15
02/12/2025	AP	INV	Remittance Check	REMIT		142.46	(16.31)
02/12/2025	CD	CHK	SUMMARY CD 02/12/2025		297.29		280.98
02/26/2025	AP	INV	Remittance Check	REMIT		32.42	248.56
02/26/2025	AP	INV	Remittance Check	REMIT		122.43	126.13
02/26/2025	AP	INV	Remittance Check	REMIT		142.46	(16.33)
02/26/2025	CD	CHK	SUMMARY CD 02/26/2025		297.31		280.98
02/28/2025	AP	INV	SUMMARY AP 02/28/2025			192.00	88.98
02/28/2025	AP	INV	SUMMARY AP 02/28/2025			58.76	30.22
02/28/2025	AP	INV	SUMMARY AP 02/28/2025			833.63	(803.41)
02/28/2025	AP	INV	SUMMARY AP 02/28/2025			26.17	(829.58)
02/28/2025	CD	CHK	SUMMARY CD 02/28/2025		1,110.56		280.98
03/11/2025	AP	INV	SUMMARY AP 03/11/2025			4.77	276.21
03/11/2025	AP	INV	SUMMARY AP 03/11/2025			600.00	(323.79)
03/12/2025	AP	INV	Remittance Check	REMIT		32.26	(356.05)
03/12/2025	AP	INV	Remittance Check	REMIT		122.02	(478.07)
03/12/2025	AP	INV	Remittance Check	REMIT		141.68	(619.75)
03/12/2025	CD	CHK	SUMMARY CD 03/12/2025		295.96		(323.79)
03/12/2025	CD	CHK	SUMMARY CD 03/12/2025		604.77		280.98
03/26/2025	AP	INV	Remittance Check	REMIT		34.08	246.90
03/26/2025	AP	INV	Remittance Check	REMIT		127.10	119.80
03/26/2025	AP	INV	Remittance Check	REMIT		151.28	(31.48)
03/26/2025	CD	CHK	SUMMARY CD 03/26/2025		312.46		280.98
03/31/2025	AP	INV	SUMMARY AP 03/31/2025			35.16	245.82
03/31/2025	AP	INV	SUMMARY AP 03/31/2025			58.76	187.06
03/31/2025	AP	INV	SUMMARY AP 03/31/2025			833.63	(646.57)
03/31/2025	AP	INV	SUMMARY AP 03/31/2025			26.18	(672.75)
03/31/2025	CD	CHK	SUMMARY CD 03/31/2025		953.73		280.98
04/09/2025	AP	INV	Remittance Check	REMIT		33.01	247.97
04/09/2025	AP	INV	Remittance Check	REMIT		124.13	123.84
04/09/2025	AP	INV	Remittance Check	REMIT		145.66	(21.82)
04/09/2025	CD	CHK	SUMMARY CD 04/09/2025		302.80		280.98
04/14/2025	CD	CHK	SUMMARY CD 04/14/2025		9.53		290.51
04/15/2025	AP	INV	SUMMARY AP 04/15/2025			9.53	280.98
04/23/2025	AP	INV	Remittance Check	REMIT		32.86	248.12
04/23/2025	AP	INV	Remittance Check	REMIT		123.70	124.42
04/23/2025	AP	INV	Remittance Check	REMIT		144.86	(20.44)
04/23/2025	CD	CHK	SUMMARY CD 04/23/2025		301.42		280.98
04/30/2025	AP	INV	CLEARWATER/CLEAR LAKE	Food Shelf 25-1		20,000.00	(19,719.02)
04/30/2025	AP	INV	SUMMARY AP 04/30/2025			58.78	(19,777.80)
04/30/2025	AP	INV	SUMMARY AP 04/30/2025			833.63	(20,611.43)
04/30/2025	AP	INV	SUMMARY AP 04/30/2025			26.17	(20,637.60)
04/30/2025	CD	CHK	SUMMARY CD 04/30/2025		918.58		(19,719.02)
05/06/2025	CD	CHK	GEN 25784 to 1314	25784	20,000.00		280.98
05/07/2025	AP	INV	Remittance Check	REMIT		34.98	246.00
05/07/2025	AP	INV	Remittance Check	REMIT		129.64	116.36
05/07/2025	AP	INV	Remittance Check	REMIT		156.11	(39.75)
05/07/2025	CD	CHK	SUMMARY CD 05/07/2025		320.73		280.98
05/13/2025	AP	INV	SUMMARY AP 05/13/2025			4.77	276.21
05/13/2025	CD	CHK	SUMMARY CD 05/13/2025		4.77		280.98
05/21/2025	AP	INV	Remittance Check	REMIT		33.02	247.96
05/21/2025	AP	INV	Remittance Check	REMIT		124.13	123.83
05/21/2025	AP	INV	Remittance Check	REMIT		145.68	(21.85)
05/21/2025	CD	CHK	SUMMARY CD 05/21/2025		302.83		280.98
05/31/2025	AP	INV	SUMMARY AP 05/31/2025			58.78	222.20
05/31/2025	AP	INV	SUMMARY AP 05/31/2025			833.63	(611.43)
05/31/2025	AP	INV	SUMMARY AP 05/31/2025			26.18	(637.61)
05/31/2025	CD	CHK	SUMMARY CD 05/31/2025		918.59		280.98
06/04/2025	AP	INV	Remittance Check	REMIT		32.86	248.12
06/04/2025	AP	INV	Remittance Check	REMIT		123.69	124.43
06/04/2025	AP	INV	Remittance Check	REMIT		144.88	(20.45)
06/04/2025	CD	CHK	SUMMARY CD 06/04/2025		301.43		280.98
06/09/2025	AP	INV	SUMMARY AP 06/09/2025			4.77	276.21
06/10/2025	CD	CHK	SUMMARY CD 06/10/2025		4.77		280.98
06/18/2025	AP	INV	Remittance Check	REMIT		32.26	248.72
06/18/2025	AP	INV	Remittance Check	REMIT		122.01	126.71
06/18/2025	AP	INV	Remittance Check	REMIT		141.64	(14.93)
06/18/2025	CD	CHK	SUMMARY CD 06/18/2025		295.91		280.98

GL ACTIVITY REPORT FOR CITY OF CLEARWATER

From 01/01/2025 to 09/09/2025

Date	JNL	Type	Description	Reference #	Debits	Credits	Balance
06/30/2025	AP	INV	SUMMARY AP 06/30/2025			58.76	222.22
06/30/2025	AP	INV	SUMMARY AP 06/30/2025			833.63	(611.41)
06/30/2025	AP	INV	SUMMARY AP 06/30/2025			26.18	(637.59)
06/30/2025	CD	CHK	SUMMARY CD 06/30/2025		918.57		280.98
07/02/2025	AP	INV	Remittance Check	REMIT		32.26	248.72
07/02/2025	AP	INV	Remittance Check	REMIT		121.99	126.73
07/02/2025	AP	INV	Remittance Check	REMIT		141.68	(14.95)
07/02/2025	CD	CHK	SUMMARY CD 07/02/2025		295.93		280.98
07/15/2025	AP	INV	SUMMARY AP 07/15/2025			4.78	276.20
07/15/2025	AP	INV	SUMMARY AP 07/15/2025			400.00	(123.80)
07/15/2025	AP	INV	SUMMARY AP 07/15/2025			16.75	(140.55)
07/15/2025	CD	CHK	SUMMARY CD 07/15/2025		421.53		280.98
07/16/2025	AP	INV	Remittance Check	REMIT		26.81	254.17
07/16/2025	AP	INV	Remittance Check	REMIT		106.75	147.42
07/16/2025	AP	INV	Remittance Check	REMIT		116.70	30.72
07/16/2025	CD	CHK	SUMMARY CD 07/16/2025		250.26		280.98
07/30/2025	AP	INV	Remittance Check	REMIT		33.62	247.36
07/30/2025	AP	INV	Remittance Check	REMIT		125.83	121.53
07/30/2025	AP	INV	Remittance Check	REMIT		148.88	(27.35)
07/30/2025	CD	CHK	SUMMARY CD 07/30/2025		308.33		280.98
07/31/2025	AP	INV	SUMMARY AP 07/31/2025			58.76	222.22
07/31/2025	AP	INV	SUMMARY AP 07/31/2025			833.63	(611.41)
07/31/2025	AP	INV	SUMMARY AP 07/31/2025			26.18	(637.59)
07/31/2025	CD	CHK	SUMMARY CD 07/31/2025		918.57		280.98
08/12/2025	AP	INV	SUMMARY AP 08/12/2025			4.77	276.21
08/12/2025	CD	CHK	SUMMARY CD 08/12/2025		4.77		280.98
08/13/2025	AP	INV	Remittance Check	REMIT		32.26	248.72
08/13/2025	AP	INV	Remittance Check	REMIT		122.02	126.70
08/13/2025	AP	INV	Remittance Check	REMIT		141.66	(14.96)
08/13/2025	CD	CHK	SUMMARY CD 08/13/2025		295.94		280.98
08/27/2025	AP	INV	Remittance Check	REMIT		32.86	248.12
08/27/2025	AP	INV	Remittance Check	REMIT		123.70	124.42
08/27/2025	AP	INV	Remittance Check	REMIT		144.88	(20.46)
08/27/2025	CD	CHK	SUMMARY CD 08/27/2025		301.44		280.98
08/31/2025	AP	INV	SUMMARY AP 08/31/2025			58.76	222.22
08/31/2025	AP	INV	SUMMARY AP 08/31/2025			833.63	(611.41)
08/31/2025	AP	INV	SUMMARY AP 08/31/2025			26.18	(637.59)
08/31/2025	CD	CHK	SUMMARY CD 08/31/2025		918.57		280.98
09/09/2025			END BALANCE		36,794.98	36,514.00	280.98
							280.98
01/01/2025			250-00000-21701 Federal withholding				0.00
01/01/2025				BEG. BALANCE			0.00
01/01/2025	PR	CHK	SUMMARY PR 01/01/2025			4.57	(4.57)
01/15/2025	PR	CHK	SUMMARY PR 01/15/2025			8.75	(13.32)
01/15/2025	AP	INV	Remittance Check	REMIT	8.75		(4.57)
01/29/2025	PR	CHK	SUMMARY PR 01/29/2025			8.66	(13.23)
01/29/2025	AP	INV	Remittance Check	REMIT	8.66		(4.57)
02/12/2025	PR	CHK	SUMMARY PR 02/12/2025			8.66	(13.23)
02/12/2025	AP	INV	Remittance Check	REMIT	8.66		(4.57)
02/26/2025	PR	CHK	SUMMARY PR 02/26/2025			8.66	(13.23)
02/26/2025	AP	INV	Remittance Check	REMIT	8.66		(4.57)
03/12/2025	PR	CHK	SUMMARY PR 03/12/2025			8.32	(12.89)
03/12/2025	AP	INV	Remittance Check	REMIT	8.32		(4.57)
03/26/2025	PR	CHK	SUMMARY PR 03/26/2025			12.40	(16.97)
03/26/2025	AP	INV	Remittance Check	REMIT	12.40		(4.57)
04/09/2025	PR	CHK	SUMMARY PR 04/09/2025			10.02	(14.59)
04/09/2025	AP	INV	Remittance Check	REMIT	10.02		(4.57)
04/23/2025	PR	CHK	SUMMARY PR 04/23/2025			9.68	(14.25)
04/23/2025	AP	INV	Remittance Check	REMIT	9.68		(4.57)
05/07/2025	PR	CHK	SUMMARY PR 05/07/2025			14.43	(19.00)
05/07/2025	AP	INV	Remittance Check	REMIT	14.43		(4.57)
05/21/2025	PR	CHK	SUMMARY PR 05/21/2025			10.02	(14.59)
05/21/2025	AP	INV	Remittance Check	REMIT	10.02		(4.57)
06/04/2025	PR	CHK	SUMMARY PR 06/04/2025			9.68	(14.25)
06/04/2025	AP	INV	Remittance Check	REMIT	9.68		(4.57)
06/18/2025	PR	CHK	SUMMARY PR 06/18/2025			8.32	(12.89)
06/18/2025	AP	INV	Remittance Check	REMIT	8.32		(4.57)
07/02/2025	PR	CHK	SUMMARY PR 07/02/2025			8.32	(12.89)
07/02/2025	AP	INV	Remittance Check	REMIT	8.32		(4.57)
07/30/2025	PR	CHK	SUMMARY PR 07/30/2025			11.38	(15.95)
07/30/2025	AP	INV	Remittance Check	REMIT	11.38		(4.57)
08/13/2025	PR	CHK	SUMMARY PR 08/13/2025			8.32	(12.89)
08/13/2025	AP	INV	Remittance Check	REMIT	8.32		(4.57)
08/27/2025	PR	CHK	SUMMARY PR 08/27/2025			9.68	(14.25)
08/27/2025	AP	INV	Remittance Check	REMIT	9.68		(4.57)
09/09/2025			END BALANCE		155.30	159.87	(4.57)

GL ACTIVITY REPORT FOR CITY OF CLEARWATER

From 01/01/2025 to 09/09/2025

Date	JNL	Type	Description	Reference #	Debits	Credits	Balance
01/01/2025			250-00000-21702 State withholding		BEG. BALANCE		0.00
01/01/2025	PR	CHK	SUMMARY PR 01/01/2025			30.83	(30.83)
01/15/2025	PR	CHK	SUMMARY PR 01/15/2025			32.45	(63.28)
01/15/2025	AP	INV	Remittance Check	REMIT	32.45		(30.83)
01/29/2025	PR	CHK	SUMMARY PR 01/29/2025			32.42	(63.25)
01/29/2025	AP	INV	Remittance Check	REMIT	32.42		(30.83)
02/12/2025	PR	CHK	SUMMARY PR 02/12/2025			32.41	(63.24)
02/12/2025	AP	INV	Remittance Check	REMIT	32.41		(30.83)
02/26/2025	PR	CHK	SUMMARY PR 02/26/2025			32.42	(63.25)
02/26/2025	AP	INV	Remittance Check	REMIT	32.42		(30.83)
03/12/2025	PR	CHK	SUMMARY PR 03/12/2025			32.26	(63.09)
03/12/2025	AP	INV	Remittance Check	REMIT	32.26		(30.83)
03/26/2025	PR	CHK	SUMMARY PR 03/26/2025			34.08	(64.91)
03/26/2025	AP	INV	Remittance Check	REMIT	34.08		(30.83)
04/09/2025	PR	CHK	SUMMARY PR 04/09/2025			33.01	(63.84)
04/09/2025	AP	INV	Remittance Check	REMIT	33.01		(30.83)
04/23/2025	PR	CHK	SUMMARY PR 04/23/2025			32.86	(63.69)
04/23/2025	AP	INV	Remittance Check	REMIT	32.86		(30.83)
05/07/2025	PR	CHK	SUMMARY PR 05/07/2025			34.98	(65.81)
05/07/2025	AP	INV	Remittance Check	REMIT	34.98		(30.83)
05/21/2025	PR	CHK	SUMMARY PR 05/21/2025			33.02	(63.85)
05/21/2025	AP	INV	Remittance Check	REMIT	33.02		(30.83)
06/04/2025	PR	CHK	SUMMARY PR 06/04/2025			32.86	(63.69)
06/04/2025	AP	INV	Remittance Check	REMIT	32.86		(30.83)
06/18/2025	PR	CHK	SUMMARY PR 06/18/2025			32.26	(63.09)
06/18/2025	AP	INV	Remittance Check	REMIT	32.26		(30.83)
07/02/2025	PR	CHK	SUMMARY PR 07/02/2025			32.26	(63.09)
07/02/2025	AP	INV	Remittance Check	REMIT	32.26		(30.83)
07/16/2025	PR	CHK	SUMMARY PR 07/16/2025			26.81	(57.64)
07/16/2025	AP	INV	Remittance Check	REMIT	26.81		(30.83)
07/30/2025	PR	CHK	SUMMARY PR 07/30/2025			33.62	(64.45)
07/30/2025	AP	INV	Remittance Check	REMIT	33.62		(30.83)
08/13/2025	PR	CHK	SUMMARY PR 08/13/2025			32.26	(63.09)
08/13/2025	AP	INV	Remittance Check	REMIT	32.26		(30.83)
08/27/2025	PR	CHK	SUMMARY PR 08/27/2025			32.86	(63.69)
08/27/2025	AP	INV	Remittance Check	REMIT	32.86		(30.83)
09/09/2025				END BALANCE	552.84	583.67	(30.83)
01/01/2025			250-00000-21703 FICA Tax withholding		BEG. BALANCE		0.00
01/01/2025	PR	CHK	SUMMARY PR 01/01/2025			103.92	(103.92)
01/15/2025	PR	CHK	SUMMARY PR 01/15/2025			108.52	(212.44)
01/15/2025	AP	INV	Remittance Check	REMIT	108.52		(103.92)
01/29/2025	PR	CHK	SUMMARY PR 01/29/2025			108.44	(212.36)
01/29/2025	AP	INV	Remittance Check	REMIT	108.44		(103.92)
02/12/2025	PR	CHK	SUMMARY PR 02/12/2025			108.44	(212.36)
02/12/2025	AP	INV	Remittance Check	REMIT	108.44		(103.92)
02/26/2025	PR	CHK	SUMMARY PR 02/26/2025			108.44	(212.36)
02/26/2025	AP	INV	Remittance Check	REMIT	108.44		(103.92)
03/12/2025	PR	CHK	SUMMARY PR 03/12/2025			108.08	(212.00)
03/12/2025	AP	INV	Remittance Check	REMIT	108.08		(103.92)
03/26/2025	PR	CHK	SUMMARY PR 03/26/2025			112.56	(216.48)
03/26/2025	AP	INV	Remittance Check	REMIT	112.56		(103.92)
04/09/2025	PR	CHK	SUMMARY PR 04/09/2025			109.94	(213.86)
04/09/2025	AP	INV	Remittance Check	REMIT	109.94		(103.92)
04/23/2025	PR	CHK	SUMMARY PR 04/23/2025			109.56	(213.48)
04/23/2025	AP	INV	Remittance Check	REMIT	109.56		(103.92)
05/07/2025	PR	CHK	SUMMARY PR 05/07/2025			114.82	(218.74)
05/07/2025	AP	INV	Remittance Check	REMIT	114.82		(103.92)
05/21/2025	PR	CHK	SUMMARY PR 05/21/2025			109.94	(213.86)
05/21/2025	AP	INV	Remittance Check	REMIT	109.94		(103.92)
06/04/2025	PR	CHK	SUMMARY PR 06/04/2025			109.56	(213.48)
06/04/2025	AP	INV	Remittance Check	REMIT	109.56		(103.92)
06/18/2025	PR	CHK	SUMMARY PR 06/18/2025			108.06	(211.98)
06/18/2025	AP	INV	Remittance Check	REMIT	108.06		(103.92)
07/02/2025	PR	CHK	SUMMARY PR 07/02/2025			108.08	(212.00)
07/02/2025	AP	INV	Remittance Check	REMIT	108.08		(103.92)
07/16/2025	PR	CHK	SUMMARY PR 07/16/2025			94.58	(198.50)
07/16/2025	AP	INV	Remittance Check	REMIT	94.58		(103.92)
07/30/2025	PR	CHK	SUMMARY PR 07/30/2025			111.44	(215.36)
07/30/2025	AP	INV	Remittance Check	REMIT	111.44		(103.92)
08/13/2025	PR	CHK	SUMMARY PR 08/13/2025			108.06	(211.98)
08/13/2025	AP	INV	Remittance Check	REMIT	108.06		(103.92)
08/27/2025	PR	CHK	SUMMARY PR 08/27/2025			109.58	(213.50)
08/27/2025	AP	INV	Remittance Check	REMIT	109.58		(103.92)
09/09/2025				END BALANCE	1,848.10	1,952.02	(103.92)

GL ACTIVITY REPORT FOR CITY OF CLEARWATER

From 01/01/2025 to 09/09/2025

Date	JNL	Type	Description	Reference #	Debits	Credits	Balance
01/01/2025			250-00000-21704 PERA				0.00
				BEG. BALANCE			
01/01/2025	PR	CHK	SUMMARY PR 01/01/2025			117.34	(117.34)
01/15/2025	PR	CHK	SUMMARY PR 01/15/2025			122.53	(239.87)
01/15/2025	AP	INV	Remittance Check	REMIT	122.53		(117.34)
01/29/2025	PR	CHK	SUMMARY PR 01/29/2025			122.43	(239.77)
01/29/2025	AP	INV	Remittance Check	REMIT	122.43		(117.34)
02/12/2025	PR	CHK	SUMMARY PR 02/12/2025			122.42	(239.76)
02/12/2025	AP	INV	Remittance Check	REMIT	122.42		(117.34)
02/26/2025	PR	CHK	SUMMARY PR 02/26/2025			122.43	(239.77)
02/26/2025	AP	INV	Remittance Check	REMIT	122.43		(117.34)
03/12/2025	PR	CHK	SUMMARY PR 03/12/2025			122.02	(239.36)
03/12/2025	AP	INV	Remittance Check	REMIT	122.02		(117.34)
03/26/2025	PR	CHK	SUMMARY PR 03/26/2025			127.10	(244.44)
03/26/2025	AP	INV	Remittance Check	REMIT	127.10		(117.34)
04/09/2025	PR	CHK	SUMMARY PR 04/09/2025			124.13	(241.47)
04/09/2025	AP	INV	Remittance Check	REMIT	124.13		(117.34)
04/23/2025	PR	CHK	SUMMARY PR 04/23/2025			123.70	(241.04)
04/23/2025	AP	INV	Remittance Check	REMIT	123.70		(117.34)
05/07/2025	PR	CHK	SUMMARY PR 05/07/2025			129.64	(246.98)
05/07/2025	AP	INV	Remittance Check	REMIT	129.64		(117.34)
05/21/2025	PR	CHK	SUMMARY PR 05/21/2025			124.13	(241.47)
05/21/2025	AP	INV	Remittance Check	REMIT	124.13		(117.34)
06/04/2025	PR	CHK	SUMMARY PR 06/04/2025			123.69	(241.03)
06/04/2025	AP	INV	Remittance Check	REMIT	123.69		(117.34)
06/18/2025	PR	CHK	SUMMARY PR 06/18/2025			122.01	(239.35)
06/18/2025	AP	INV	Remittance Check	REMIT	122.01		(117.34)
07/02/2025	PR	CHK	SUMMARY PR 07/02/2025			121.99	(239.33)
07/02/2025	AP	INV	Remittance Check	REMIT	121.99		(117.34)
07/16/2025	PR	CHK	SUMMARY PR 07/16/2025			106.75	(224.09)
07/16/2025	AP	INV	Remittance Check	REMIT	106.75		(117.34)
07/30/2025	PR	CHK	SUMMARY PR 07/30/2025			125.83	(243.17)
07/30/2025	AP	INV	Remittance Check	REMIT	125.83		(117.34)
08/13/2025	PR	CHK	SUMMARY PR 08/13/2025			122.02	(239.36)
08/13/2025	AP	INV	Remittance Check	REMIT	122.02		(117.34)
08/27/2025	PR	CHK	SUMMARY PR 08/27/2025			123.70	(241.04)
08/27/2025	AP	INV	Remittance Check	REMIT	123.70		(117.34)
09/09/2025				END BALANCE	2,086.52	2,203.86	(117.34)
01/01/2025			250-00000-21709 Medicare				0.00
				BEG. BALANCE			
01/01/2025	PR	CHK	SUMMARY PR 01/01/2025			24.32	(24.32)
01/15/2025	PR	CHK	SUMMARY PR 01/15/2025			25.38	(49.70)
01/15/2025	AP	INV	Remittance Check	REMIT	25.38		(24.32)
01/29/2025	PR	CHK	SUMMARY PR 01/29/2025			25.36	(49.68)
01/29/2025	AP	INV	Remittance Check	REMIT	25.36		(24.32)
02/12/2025	PR	CHK	SUMMARY PR 02/12/2025			25.36	(49.68)
02/12/2025	AP	INV	Remittance Check	REMIT	25.36		(24.32)
02/26/2025	PR	CHK	SUMMARY PR 02/26/2025			25.36	(49.68)
02/26/2025	AP	INV	Remittance Check	REMIT	25.36		(24.32)
03/12/2025	PR	CHK	SUMMARY PR 03/12/2025			25.28	(49.60)
03/12/2025	AP	INV	Remittance Check	REMIT	25.28		(24.32)
03/26/2025	PR	CHK	SUMMARY PR 03/26/2025			26.32	(50.64)
03/26/2025	AP	INV	Remittance Check	REMIT	26.32		(24.32)
04/09/2025	PR	CHK	SUMMARY PR 04/09/2025			25.70	(50.02)
04/09/2025	AP	INV	Remittance Check	REMIT	25.70		(24.32)
04/23/2025	PR	CHK	SUMMARY PR 04/23/2025			25.62	(49.94)
04/23/2025	AP	INV	Remittance Check	REMIT	25.62		(24.32)
05/07/2025	PR	CHK	SUMMARY PR 05/07/2025			26.86	(51.18)
05/07/2025	AP	INV	Remittance Check	REMIT	26.86		(24.32)
05/21/2025	PR	CHK	SUMMARY PR 05/21/2025			25.72	(50.04)
05/21/2025	AP	INV	Remittance Check	REMIT	25.72		(24.32)
06/04/2025	PR	CHK	SUMMARY PR 06/04/2025			25.64	(49.96)
06/04/2025	AP	INV	Remittance Check	REMIT	25.64		(24.32)
06/18/2025	PR	CHK	SUMMARY PR 06/18/2025			25.26	(49.58)
06/18/2025	AP	INV	Remittance Check	REMIT	25.26		(24.32)
07/02/2025	PR	CHK	SUMMARY PR 07/02/2025			25.28	(49.60)
07/02/2025	AP	INV	Remittance Check	REMIT	25.28		(24.32)
07/16/2025	PR	CHK	SUMMARY PR 07/16/2025			22.12	(46.44)
07/16/2025	AP	INV	Remittance Check	REMIT	22.12		(24.32)
07/30/2025	PR	CHK	SUMMARY PR 07/30/2025			26.06	(50.38)
07/30/2025	AP	INV	Remittance Check	REMIT	26.06		(24.32)
08/13/2025	PR	CHK	SUMMARY PR 08/13/2025			25.28	(49.60)
08/13/2025	AP	INV	Remittance Check	REMIT	25.28		(24.32)
08/27/2025	PR	CHK	SUMMARY PR 08/27/2025			25.62	(49.94)
08/27/2025	AP	INV	Remittance Check	REMIT	25.62		(24.32)
09/09/2025				END BALANCE	432.22	456.54	(24.32)

GL ACTIVITY REPORT FOR CITY OF CLEARWATER

From 01/01/2025 to 09/09/2025

Date	JNL	Type	Description	Reference #	Debits	Credits	Balance
01/01/2025			250-0000-25300 Unreserved Fund Balance			BEG. BALANCE	(305,535.19)
09/09/2025				END BALANCE			(305,535.19)
01/01/2025			250-41200-31010 Current Ad Valorem Taxes			BEG. BALANCE	0.00
01/31/2025	CR	JE	Current Ad Valorem Taxes	00000072		227.27	(227.27)
06/30/2025	CR	RCPT	Current Ad Valorem Taxes	0000011415		37,607.56	(37,834.83)
09/09/2025				END BALANCE		37,834.83	(37,834.83)
01/01/2025			250-41200-34953 Charge for Service			BEG. BALANCE	0.00
03/19/2025	CRD	RCPT	Charge for Service EDA	0000007839		35.00	(35.00)
05/22/2025	CRD	RCPT	Charge for Service EDA	0000009781		35.00	(70.00)
07/17/2025	CRD	RCPT	Charge for Service EDA	0000011521		35.00	(105.00)
08/11/2025	CRD	RCPT	Charge for Service EDA	0000012411		35.00	(140.00)
09/09/2025				END BALANCE		140.00	(140.00)
01/01/2025			250-41200-40101 Full-Time Employees Regular			BEG. BALANCE	0.00
01/01/2025	PR	CHK	SUMMARY PR 01/01/2025		838.09		838.09
01/15/2025	PR	CHK	SUMMARY PR 01/15/2025		883.24		1,721.33
01/29/2025	PR	CHK	SUMMARY PR 01/29/2025		874.52		2,595.85
02/12/2025	PR	CHK	SUMMARY PR 02/12/2025		874.51		3,470.36
02/26/2025	PR	CHK	SUMMARY PR 02/26/2025		882.52		4,352.88
03/12/2025	PR	CHK	SUMMARY PR 03/12/2025		871.50		5,224.38
03/26/2025	PR	CHK	SUMMARY PR 03/26/2025		915.81		6,140.19
04/09/2025	PR	CHK	SUMMARY PR 04/09/2025		886.61		7,026.80
04/23/2025	PR	CHK	SUMMARY PR 04/23/2025		891.58		7,918.38
05/07/2025	PR	CHK	SUMMARY PR 05/07/2025		925.96		8,844.34
05/21/2025	PR	CHK	SUMMARY PR 05/21/2025		894.62		9,738.96
06/04/2025	PR	CHK	SUMMARY PR 06/04/2025		883.60		10,622.56
06/18/2025	PR	CHK	SUMMARY PR 06/18/2025		879.49		11,502.05
07/02/2025	PR	CHK	SUMMARY PR 07/02/2025		871.50		12,373.55
07/16/2025	PR	CHK	SUMMARY PR 07/16/2025		770.57		13,144.12
07/30/2025	PR	CHK	SUMMARY PR 07/30/2025		898.73		14,042.85
08/13/2025	PR	CHK	SUMMARY PR 08/13/2025		871.49		14,914.34
08/27/2025	PR	CHK	SUMMARY PR 08/27/2025		891.59		15,805.93
09/09/2025				END BALANCE	15,805.93		15,805.93
01/01/2025			250-41200-40121 PERA			BEG. BALANCE	0.00
01/01/2025	PR	CHK	SUMMARY PR 01/01/2025		62.86		62.86
01/15/2025	PR	CHK	SUMMARY PR 01/15/2025		65.64		128.50
01/29/2025	PR	CHK	SUMMARY PR 01/29/2025		65.59		194.09
02/12/2025	PR	CHK	SUMMARY PR 02/12/2025		65.58		259.67
02/26/2025	PR	CHK	SUMMARY PR 02/26/2025		65.59		325.26
03/12/2025	PR	CHK	SUMMARY PR 03/12/2025		65.37		390.63
03/26/2025	PR	CHK	SUMMARY PR 03/26/2025		68.09		458.72
04/09/2025	PR	CHK	SUMMARY PR 04/09/2025		66.50		525.22
04/23/2025	PR	CHK	SUMMARY PR 04/23/2025		66.27		591.49
05/07/2025	PR	CHK	SUMMARY PR 05/07/2025		69.45		660.94
05/21/2025	PR	CHK	SUMMARY PR 05/21/2025		66.50		727.44
06/04/2025	PR	CHK	SUMMARY PR 06/04/2025		66.26		793.70
06/18/2025	PR	CHK	SUMMARY PR 06/18/2025		65.36		859.06
07/02/2025	PR	CHK	SUMMARY PR 07/02/2025		65.35		924.41
07/16/2025	PR	CHK	SUMMARY PR 07/16/2025		57.19		981.60
07/30/2025	PR	CHK	SUMMARY PR 07/30/2025		67.41		1,049.01
08/13/2025	PR	CHK	SUMMARY PR 08/13/2025		65.37		1,114.38
08/27/2025	PR	CHK	SUMMARY PR 08/27/2025		66.27		1,180.65
09/09/2025				END BALANCE	1,180.65		1,180.65
01/01/2025			250-41200-40122 FICA/Medicare withholding			BEG. BALANCE	0.00
01/01/2025	PR	CHK	SUMMARY PR 01/01/2025		64.12		64.12
01/15/2025	PR	CHK	SUMMARY PR 01/15/2025		66.95		131.07
01/29/2025	PR	CHK	SUMMARY PR 01/29/2025		66.90		197.97
02/12/2025	PR	CHK	SUMMARY PR 02/12/2025		66.90		264.87
02/26/2025	PR	CHK	SUMMARY PR 02/26/2025		66.90		331.77
03/12/2025	PR	CHK	SUMMARY PR 03/12/2025		66.68		398.45
03/26/2025	PR	CHK	SUMMARY PR 03/26/2025		69.44		467.89
04/09/2025	PR	CHK	SUMMARY PR 04/09/2025		67.82		535.71
04/23/2025	PR	CHK	SUMMARY PR 04/23/2025		67.59		603.30
05/07/2025	PR	CHK	SUMMARY PR 05/07/2025		70.84		674.14
05/21/2025	PR	CHK	SUMMARY PR 05/21/2025		67.83		741.97
06/04/2025	PR	CHK	SUMMARY PR 06/04/2025		67.60		809.57
06/18/2025	PR	CHK	SUMMARY PR 06/18/2025		66.66		876.23
07/02/2025	PR	CHK	SUMMARY PR 07/02/2025		66.68		942.91
07/16/2025	PR	CHK	SUMMARY PR 07/16/2025		58.35		1,001.26

GL ACTIVITY REPORT FOR CITY OF CLEARWATER

From 01/01/2025 to 09/09/2025

Date	JNL	Type	Description	Reference #	Debits	Credits	Balance
07/30/2025	PR	CHK	SUMMARY PR 07/30/2025		68.75		1,070.01
08/13/2025	PR	CHK	SUMMARY PR 08/13/2025		66.67		1,136.68
08/27/2025	PR	CHK	SUMMARY PR 08/27/2025		67.60		1,204.28
09/09/2025				END BALANCE	1,204.28		1,204.28
01/01/2025			250-41200-40123 Operating Supplies			BEG. BALANCE	0.00
04/23/2025	PR	CHK	SUMMARY PR 04/23/2025		20.58		20.58
07/15/2025	AP	INV	SUMMARY AP 07/15/2025		16.75		37.33
09/09/2025				END BALANCE	37.33		37.33
01/01/2025			250-41200-40131 Employer Paid Health			BEG. BALANCE	0.00
01/31/2025	AP	INV	SUMMARY AP 01/31/2025		173.17		173.17
01/31/2025	AP	INV	SUMMARY AP 01/31/2025		833.63		1,006.80
02/11/2025	AP	INV	SUMMARY AP 02/11/2025		9.54		1,016.34
02/28/2025	AP	INV	SUMMARY AP 02/28/2025		58.76		1,075.10
02/28/2025	AP	INV	SUMMARY AP 02/28/2025		833.63		1,908.73
03/11/2025	AP	INV	SUMMARY AP 03/11/2025		4.77		1,913.50
03/31/2025	AP	INV	SUMMARY AP 03/31/2025		58.76		1,972.26
03/31/2025	AP	INV	SUMMARY AP 03/31/2025		833.63		2,805.89
04/15/2025	AP	INV	SUMMARY AP 04/15/2025		9.53		2,815.42
04/30/2025	AP	INV	SUMMARY AP 04/30/2025		58.78		2,874.20
04/30/2025	AP	INV	SUMMARY AP 04/30/2025		833.63		3,707.83
05/13/2025	AP	INV	SUMMARY AP 05/13/2025		4.77		3,712.60
05/31/2025	AP	INV	SUMMARY AP 05/31/2025		58.78		3,771.38
05/31/2025	AP	INV	SUMMARY AP 05/31/2025		833.63		4,605.01
06/09/2025	AP	INV	SUMMARY AP 06/09/2025		4.77		4,609.78
06/30/2025	AP	INV	SUMMARY AP 06/30/2025		58.76		4,668.54
06/30/2025	AP	INV	SUMMARY AP 06/30/2025		833.63		5,502.17
07/15/2025	AP	INV	SUMMARY AP 07/15/2025		4.78		5,506.95
07/31/2025	AP	INV	SUMMARY AP 07/31/2025		58.76		5,565.71
07/31/2025	AP	INV	SUMMARY AP 07/31/2025		833.63		6,399.34
08/12/2025	AP	INV	SUMMARY AP 08/12/2025		4.77		6,404.11
08/31/2025	AP	INV	SUMMARY AP 08/31/2025		58.76		6,462.87
08/31/2025	AP	INV	SUMMARY AP 08/31/2025		833.63		7,296.50
09/09/2025				END BALANCE	7,296.50		7,296.50
01/01/2025			250-41200-40134 Life Insurance Expense			BEG. BALANCE	0.00
01/31/2025	AP	INV	SUMMARY AP 01/31/2025		52.37		52.37
02/28/2025	AP	INV	SUMMARY AP 02/28/2025		26.17		78.54
03/31/2025	AP	INV	SUMMARY AP 03/31/2025		26.18		104.72
04/30/2025	AP	INV	SUMMARY AP 04/30/2025		26.17		130.89
05/31/2025	AP	INV	SUMMARY AP 05/31/2025		26.18		157.07
06/30/2025	AP	INV	SUMMARY AP 06/30/2025		26.18		183.25
07/31/2025	AP	INV	SUMMARY AP 07/31/2025		26.18		209.43
08/31/2025	AP	INV	SUMMARY AP 08/31/2025		26.18		235.61
09/09/2025				END BALANCE	235.61		235.61
01/01/2025			250-41200-40150 Software & Support			BEG. BALANCE	0.00
02/28/2025	AP	INV	SUMMARY AP 02/28/2025		192.00		192.00
03/31/2025	AP	INV	SUMMARY AP 03/31/2025		35.16		227.16
09/09/2025				END BALANCE	227.16		227.16
01/01/2025			250-41200-40305 Contracted Services			BEG. BALANCE	0.00
01/14/2025	AP	INV	SUMMARY AP 01/14/2025		1,300.00		1,300.00
03/11/2025	AP	INV	SUMMARY AP 03/11/2025		600.00		1,900.00
09/09/2025				END BALANCE	1,900.00		1,900.00
01/01/2025			250-41200-40331 Travel Expenses			BEG. BALANCE	0.00
01/15/2025	PR	CHK	SUMMARY PR 01/15/2025		35.37		35.37
04/09/2025	PR	CHK	SUMMARY PR 04/09/2025		23.32		58.69
04/23/2025	PR	CHK	SUMMARY PR 04/23/2025		22.82		81.51
05/07/2025	PR	CHK	SUMMARY PR 05/07/2025		34.44		115.95
07/02/2025	PR	CHK	SUMMARY PR 07/02/2025		48.44		164.39
08/13/2025	PR	CHK	SUMMARY PR 08/13/2025		44.80		209.19
09/09/2025				END BALANCE	209.19		209.19
01/01/2025			250-41200-40433 Dues and Subscriptions			BEG. BALANCE	0.00
02/11/2025	AP	INV	SUMMARY AP 02/11/2025		75.00		75.00
02/11/2025	AP	INV	SUMMARY AP 02/11/2025		400.00		475.00
02/11/2025	AP	INV	SUMMARY AP 02/11/2025		888.00		1,363.00
07/15/2025	AP	INV	SUMMARY AP 07/15/2025		400.00		1,763.00

GL ACTIVITY REPORT FOR CITY OF CLEARWATER

From 01/01/2025 to 09/09/2025

Date	JNL	Type	Description	Reference #	Debits	Credits	Balance
09/09/2025				END BALANCE	1,763.00		1,763.00
01/01/2025			250-41200-40650 Loan Fund Distribution			BEG. BALANCE	0.00
04/30/2025	AP	INV	CLEARWATER/CLEAR LAKE	Food Shelf 25-1	20,000.00		20,000.00
09/09/2025				END BALANCE	20,000.00		20,000.00

REVENUE AND EXPENDITURE REPORT FOR CITY OF CLEARWATER

Balance As of 09/30/2025

GL Number	Description	2025 Amended Budget	YTD Balance 09/30/2025 Normal (Abnormal)	Activity For 09/30/2025 Increase (Decrease)	Available Balance 09/30/2025 Normal (Abnormal)	% Bdgt Used
Fund: 250 ECONOMIC DEV. AUTHORITY						
Account Category: Revenues						
Department: 41200 Economic Development Authority						
250-41200-31010	Current Ad Valorem Taxes	71,390.00	37,834.83	0.00	33,555.17	53.00
250-41200-34953	Charge for Service	100.00	140.00	0.00	(40.00)	140.00
250-41200-36210	Interest Earnings	3,000.00	0.00	0.00	3,000.00	0.00
Total Dept 41200 - Economic Development Authority		74,490.00	37,974.83	0.00	36,515.17	50.98
Revenues		74,490.00	37,974.83	0.00	36,515.17	50.98
Account Category: Expenditures						
Department: 41200 Economic Development Authority						
250-41200-40100	Wages and Salaries (GENERAL)	3,000.00	0.00	0.00	3,000.00	0.00
250-41200-40101	Full-Time Employees Regular	22,660.00	16,610.85	804.92	6,049.15	73.30
250-41200-40121	PERA	1,700.00	1,241.02	60.37	458.98	73.00
250-41200-40122	FICA/Medicare withholding	1,960.00	1,265.85	61.57	694.15	64.58
250-41200-40123	Operating Supplies	1,000.00	37.33	0.00	962.67	3.73
250-41200-40131	Employer Paid Health	2,840.00	7,296.50	0.00	(4,456.50)	256.92
250-41200-40134	Life Insurance Expense	330.00	235.61	0.00	94.39	71.40
250-41200-40150	Software & Support	1,000.00	227.16	0.00	772.84	22.72
250-41200-40208	Training and Instruction	1,000.00	0.00	0.00	1,000.00	0.00
250-41200-40303	Engineering Fees	1,000.00	0.00	0.00	1,000.00	0.00
250-41200-40304	Legal Fees	500.00	0.00	0.00	500.00	0.00
250-41200-40305	Contracted Services	10,000.00	1,900.00	0.00	8,100.00	19.00
250-41200-40331	Travel Expenses	1,000.00	209.19	0.00	790.81	20.92
250-41200-40340	Advertising/Marketing	4,000.00	0.00	0.00	4,000.00	0.00
250-41200-40351	Legal Notices Publishing	500.00	0.00	0.00	500.00	0.00
250-41200-40433	Dues and Subscriptions	2,000.00	1,763.00	0.00	237.00	88.15
250-41200-40650	Loan Fund Distribution	20,000.00	20,000.00	0.00	0.00	100.00
Total Dept 41200 - Economic Development Authority		74,490.00	50,786.51	926.86	23,703.49	68.18
Expenditures		74,490.00	50,786.51	926.86	23,703.49	68.18
Fund 250 - ECONOMIC DEV. AUTHORITY:						
TOTAL REVENUES		74,490.00	37,974.83	0.00	36,515.17	50.98
TOTAL EXPENDITURES		74,490.00	50,786.51	926.86	23,703.49	68.18
NET OF REVENUES & EXPENDITURES:		0.00	(12,811.68)	(926.86)	12,811.68	



Clearwater Economic Development Authority Holiday Business Open House

We're excited to invite you to our upcoming Business Social, hosted by the Clearwater Economic Development Authority. This is a great opportunity to connect with EDA board members and network with other local business leaders.

The Clearwater EDA is here to support and grow local businesses, and we believe strong connections are key to a thriving community.

Feel free to pass this invite along to other Clearwater businesses not yet on the city's registration list, we'd love to include them too.

EVENT INFORMATION

Tuesday, December 9, 2025
8:00AM - 9:00AM

Lions Park Pavilion
1100 Porter St., Clearwater

Enjoy refreshments and a little holiday cheer on us!

Please RSVP to Kimberlie Gramsey,
Community Development Specialist, by
December 2nd.

E-mail: kgramsey@clearwatercity.com
Phone: 320-558-2428

CLEARWATER
travel  plaza

Join the Clearwater EDA Business Directory! To register, please visit
www.clearwatereda.com/business-directory.



320-558-2428
605 CTY RD 75 NW, CLEARWATER, MN 55320
CLEARWATEREDA.COM
CLEARWATERCITY.COM

US Chamber of Commerce Presentation

Date: August 19, 2025

Location: Monticello Chamber of Commerce, Minnesota

Speaker: Micah Olson, Manager, Midwest Region, U.S. Chamber of Commerce

Attendees: Monticello Chamber members and business representatives

Main Topics Discussed

1. Economic Growth: Why It Matters

Overview

- **Historical Growth Rates:**
 - 1950-2010: Economic growth averaged **3.4%** per year.
 - Since 2010: Declined to **2.2%** per year.
 - Projected: Falling to as low as **1.8%** due to aging demographics and slowing labor force expansion.
 - **Importance of Growth:**
 - Underpins the American Dream; more growth means more opportunities, innovation, and higher standards of living.
 - Faster economic growth increases family purchasing power and speeds up improvements in quality of life.
 - Larger economic growth helps manage the national debt—every 0.5% increase in growth can reduce the deficit by **\$1.2 trillion** over 10 years.
 - “We can't afford to accept slow growth as the new normal.”
 - **Role of Public Policy:**
 - Policy becomes crucial as natural economic drivers fade.
 - The U.S. Chamber has a pro-growth policy agenda targeting 3%+ growth, including advocacy in taxes, trade, immigration, housing, and childcare.
 - Focus is on removing roadblocks to let free enterprise lead.
-

2. Taxes & the “One Big Beautiful Bill Act”

Legislation Overview

- **Purpose:** Major tax relief and reforms to spur growth.
- **Key Features:**
 - **Extension of Provisions:** Extends/simplifies many 2017 tax law measures for both individuals and businesses.
 - **Focus:** Promotes certainty for business/individual planning, pro-growth incentives, and simplified tax code.

Business Tax Changes

- **Corporate Tax Rate:** Maintains 21% rate, makes 20% pass-through deduction permanent.
- **Expensing & Investment:**
 - Immediate expensing for R&D and capital investments restored.

- 100% bonus depreciation allowed.
- R&D amortization rule repealed.
- **Interest Deduction:**
 - Modified rules benefit key capital-heavy industries.
- **Global Competitiveness:**
 - Simplifies “GILTI” (Global Intangible Low-Taxed Income) rules.
 - Lowers taxes on foreign income and aligns with global norms.

Individual Tax Changes

- **Permanency:** Keeps post-2017 tax rates permanent.
- **Standard Deduction:** Increased.
- **Child Tax Credit:** Expanded.
- **SALT Deduction Cap:**
 - Raised temporarily to **\$40,000 for five years**, phasing out at \$500,000 income. Returns to \$10,000 in 2030.
 - Post-2030 status of the cap (‘make it permanent or expand?’) left for future Congressional debate.
- **New Deductions:**
 - No tax on tips up to **\$25,000**.
 - No tax on overtime income up to **\$12,500 (single) / \$25,000 (married)**, both phase out at \$150,000 income.
- **Simplification:** Personal exemptions remain suspended for simplicity.

Childcare Provisions

- **Employer Childcare Credit:**
 - Max credit increased from **\$150,000** to **\$500,000-\$600,000** (for small businesses).
 - Coverage increased from 25% to 50% of eligible expenses.
 - Credit made permanent and indexed to inflation.

Fiscal and Political Implications

- **Tax Cuts:** Expectation of **\$5 trillion** in cuts over 10 years.
 - **GDP Impact:** Projected boost of **1.2%** to GDP.
 - **Deficit Impact:** Deficit likely to increase by **3.8%**.
 - **Acknowledgement:** Tradeoff between stimulating growth and raising federal debt; Congressional debate expected to continue.
-

3. Trade and Tariffs

Current Policy Landscape

- **Tariffs:**
 - Ongoing tariffs on Canada, Mexico, and China.
 - Additional tariffs considered for pharmaceuticals, semiconductors, critical minerals, and trucks.
 - Constant policy flux with new tariffs or suspensions possible at any time.
- **Trade as a Growth Lever:**
 - Necessary for opening new markets, maintaining US leadership, and reducing dependence on adversaries.
- **US Competitive Position:**

- US lagged in securing new trade deals: none in 10+ years.
 - By comparison: China (35 trade deals), EU (78).
 - International trade supports over **41 million American jobs**; over 97% of about 300,000 US exporters are small/mid-sized businesses.
 - Significant role of foreign direct investment in supporting US jobs (about 8 million jobs).
-

4. Permitting Reform

- **Context:**
 - Permitting delays are a significant roadblock; sometimes, projects outlast the permitting process.
 - Broad bipartisan support in Congress for permitting reform, due to backing from business, labor, and climate groups.
 - Goal: Expedite infrastructure and business projects, clear regulatory "red tape."
 - **National vs. State (MN) Situation:**
 - More movement and bipartisanship on permitting at federal level than in Minnesota, where reform is stalled.
-

5. US Chamber Initiatives: Civic Engagement

- **Civics League Launch:**
 - Monticello Chamber is the first community in Minnesota to launch a US Chamber-led civics engagement competition for students.
 - Initiative aims to boost civic education and engagement locally and culminates with national competition in Washington, DC.
-

6. Q&A / Extended Discussions

Data Centers and AI Growth (Minnesota Focus)

- **Response:**
 - Data centers are net positives for business growth, especially with rising AI-related computing demands.
 - Not all data centers are massive; many are located onsite at company headquarters.
 - Minnesota has lost or tabled several significant projects; neighboring Wisconsin currently more active in attracting data centers.

Chamber Engagement & Feedback Collection

- **Member Engagement:**
 - US Chamber gathers field input via questionnaires, polling (noted recent tax law polling with 60% approval).
 - Partnerships with outside firms/databases to survey small/medium/large businesses.
 - Insight from committees comprised of local business representatives.
- **How to Vote/Provide Input:**
 - Businesses can contact regional Chamber managers (Micah Olson, John Kirschner) or local Chamber presidents.
 - Participation in surveys, forums, and online platforms; strong encouragement for sharing local stories, especially regarding tariffs.

Congressional and Political Advocacy

- **Approach:**
 - Chamber strives to build bipartisan relationships with all members of Congress.
 - Regular meetings with Congressional staff and committees regardless of political affiliation.
 - Maintains a political program to make endorsements and form effective advocacy networks.
 - Ongoing dialogue with federal leaders and regional delegations; cited examples include conversations with staff of Amy Klobuchar, Tom Emmer, and Tammy Baldwin.

Timeline for Further Congressional Action (e.g., Further Spending Cuts)

- **Expectations:**
 - Issues not covered by the recent tax bill (such as specific agency cuts) may be addressed by Congress in fall 2025 or early 2026.
 - Acknowledged shrinking legislative window heading into the next major election cycle.
-

Action Items

1. Request for Presentation Slides/Contact:

- Micah Olson offers to share presentation slides upon request (cards available onsite; Deb is a point of contact).

2. Promotion of Civic League:

- Recognizing and supporting Monticello's status as the first Minnesota community to pilot the Civics League.

3. Engagement:

- Chamber members and businesses encouraged to directly contact Micah Olson, John Kirschner, or local Chamber leaders for feedback, stories, or input on US Chamber advocacy.
 - Use Chamber's online resources for updates on trade, tax, and policy impacts specific to Minnesota and the Midwest.
-

Follow-Up Points

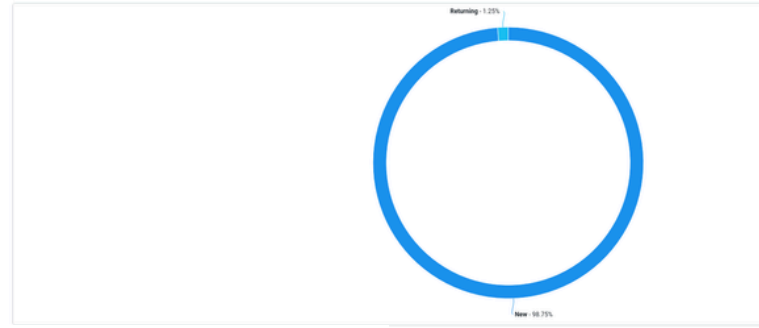
- **Presentation Slides:**
 - Available by request to Micah Olson or Deb.
 - **Civic Engagement:**
 - Updates to be provided on the Monticello Civics League, with possible future expansion in Minnesota.
 - **Monitoring Policy Changes:**
 - US Chamber will continue to update members on developments in tariffs, permitting reform, and tax legislation.
 - **Congressional Developments:**
 - Attendees advised to watch for action on spending cuts and additional policy amendments in Congress, potentially before end of 2025 or early 2026.
 - **Minnesota-Specific Permitting Reform:**
 - Potential to work with the Minnesota Chamber of Commerce for updates on state-level advancement.
-

End of Summary

Period: August 9 - September 9, 2025

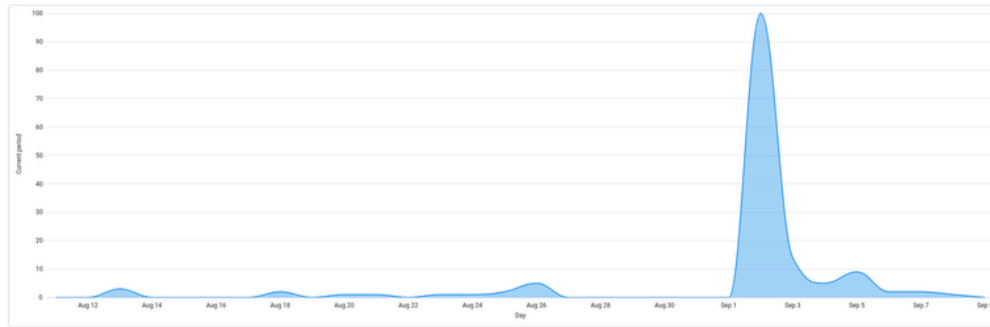
New & Returning users over time

Select a time period is in the last 30 days Select a measure is Unique visitors Exclude bots is Yes



Blog Posts Over Time

Select a time period is in the last 30 days Compare to is None Group by is Day Select a measure is Post views Exclude bots is Yes



Generated by Looker on September 9, 2025 at 2:08 PM UTC

Marketing & Seo Traffic By Referring Sites

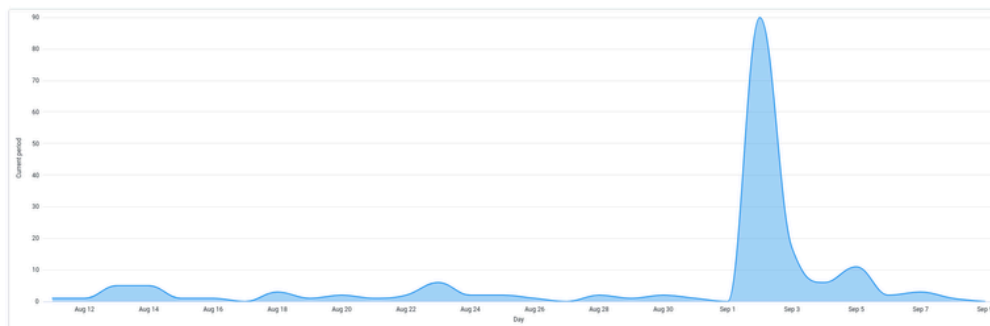
Select a time period is in the last 30 days Compare to is None Items to show is 4 Select a measure is Site sessions Group traffic by is Traffic source Attribution model is Last interaction



Generated by Looker on September 9, 2025 at 2:04 PM UTC

Traffic Over Time

Select a time period is in the last 30 days Compare to is None Group by is Day Select a measure is Site sessions Exclude bots is Yes



Generated by Looker on September 9, 2025 at 1:58 PM UTC

Updated 09.04.25

City of Clearwater, MN Business List

Business Name (Common Name)	Business Category	Business Spotlight
Aft-Tec	Automotive & Marine	
Airborn Disc Golf Preserve	Fitness, Sports & Recreation	
Gotta Go Gotta Throw	Fitness, Sports & Recreation	
American Heritage National Bank	Finance & Insurance	
Ändra K Salon & Spa	Personal Services & Care	2023
Apartments on Bittersweet	Real Estate, Rentals & Leasing	
Authority Fence & Deck	Construction & Contractors	
Blaine Brothers	Automotive & Marine	
Brothers Smoke & More	Retail & Specialty Shops	
Burger King	Food & Dining	
Caribou Coffee - Clearwater	Food & Dining	
CentraCare - Clearwater Clinic	Healthcare, Therapy, & Counseling Services	
Central Portfolio Control	Finance & Insurance	
Charlies Storage	Real Estate, Rentals & Leasing	
Clear Waters Outfitting Company	Fitness, Sports & Recreation	
Clearwater Animal Hospital	Pets & Veterinary	
Clearwater Corners	Food & Dining	
Clearwater Family & Sedation Dentistry	Healthcare, Therapy, & Counseling Services	
Clearwater Family Chiropractic	Healthcare, Therapy, & Counseling Services	
Clearwater Great River Regional Library	Education & Childcare Services	
Clearwater Legion	Community & Civic Organization	
Clearwater Masonic Lodge	Religious Organizations	
Clearwater Park View Apartments	Real Estate, Rentals & Leasing	
Clearwater Parts City Auto	Automotive & Marine	2024
Clearwater Post Office	Government	
Clearwater Tax & Accounting Service LLC	Finance & Insurance	

Clearwater Tire & Auto	Automotive & Marine	
Clearwater Travel Plaza	Lodging & Travel	
Clearwater Truck Center - Parts & Chrome Store	Automotive & Marine	
Clearwater Truck Center Inc	Automotive & Marine	
Clearwater/Clear Lake Food Shelf	Community & Civic Organization	2025
Coborn's Clearwater	Food & Dining	
	Manufacturing	
Dairy Queen	Food & Dining	
Daniel Funeral Home	Personal Services & Care	
	Transportation Services	
Flinstones	Food & Dining	
Freedom Bible Church	Religious Organizations	
Glass Slipper Boutique	Retail & Specialty Shops	
Golf Course Clubhouse	Real Estate, Rentals & Leasing	
Grand Meadow Meats	Food & Dining	
Holiday Gas Station	Gas/Convenience Stores	
Holiday Gas Station - in Travel Plaza	Gas/Convenience Stores	
HomeTown Inn	Lodging & Travel	
Long Haul	Transportation Services	2025
Johnson Crushing Inc	Construction & Contractors	
Kwik Trip	Gas/Convenience Stores	
Lake Central Bank	Finance & Insurance	
Mathison Motors	Automotive & Marine	
Nelson Brothers	Food & Dining	
Northridge Express Inc	Transportation Services	
Northway Dental	Healthcare, Therapy, & Counseling Services	
NovaCare Rehabilitation	Healthcare, Therapy, & Counseling Services	
Oak Manor Apartments	Real Estate, Rentals & Leasing	
Oodles of Doodles	Pets & Veterinary	2024
Purple Prairie	Retail & Specialty Shops	2025
Ripka's Repair	Automotive & Marine	
Riverside Nutrition	Retail & Specialty Shops	2023

ShareTech	Computers & IT	
Snap Fitness	Fitness, Sports & Recreation	
Subway	Food & Dining	
T.O. Plastics	Manufacturing	
Taco Gringo	Food & Dining	2025
TelCom Construction	Construction & Contractors	
Tom's Auto Repair	Automotive & Marine	
Tradesman Tattoo Company	Personal Services & Care	
Three Ladies Laundry	Personal Services & Care	
Cedar Ridge Apartments LLC	Real Estate, Rentals & Leasing	
Church of St Luke	Religious Organizations	
Clearwater Apartments LLC	Real Estate, Rentals & Leasing	
Clearwater Development Inc	Real Estate, Rentals & Leasing	
Clearwater Residential Suites LLC	Real Estate, Rentals & Leasing	
Clearwater United Methodist Church	Religious Organizations	
Mississippi Ridge LLC	Real Estate, Rentals & Leasing	
Rejoice Lutheran Church Clearwater	Religious Organizations	
Clearwater Lions	Community & Civic Organization	
Tri County Alliance Church	Religious Organizations	
T & R	Food & Dining	2024